

WHISTLE BLOWERS YOUR ETHICS HOTLINE

A HOW TO GUIDE FOR REPORTING USING THE WHISTLE BLOWERS APP



Helping you have
your say, your way

WHISTLE
BLOWERS 

Seven ways to make a report to our ethics hotline



Talk to us

Most reports are made via our **live answering service**. Use the dedicated Whistle Blowers hotline number for the organisation concerned to reach our information centre.



Start a conversation by WhatsApp or SMS

Send us an SMS to 33490 if you are in South Africa (cost R1.50), or **WhatsApp** us from anywhere in the world on +27 (0) 71 868 4792. We can call you back.



Download and use the Whistle Blowers App

Download the secure Whistle Blowers app from Google Play or the Apple App Store. The App guides you through the reporting process with ease.



Use our online web form

Visit our website online at www.whistleblowing.co.za where you will find an online reporting platform into which you can make your submission.

You can also:



Email a report to information@whistleblowing.co.za preferably from a private email address.



Send us a letter from South Africa: Freepost KZN665 Musgrave, South Africa, 4062 or international: PO Box 51006 Musgrave, South Africa, 4062



Fax us from South Africa toll-free on 0800 212 689 or on +27 31 312 8825 from another country.

Downloading the Whistle Blowers App



Ensure your smartphone or tablet is enabled with Google play or Apple App store for the Whistle Blowers App to be fully functional on your device.



From a Home screen, tap App Store.

To browse the App Store, tap Apps (at the bottom).

Scroll then tap the Whistle Blowers icon. Tap the app.

Tap GET then tap INSTALL.

If prompted, sign in to the iTunes Store to complete the install.



Open the Google Play Store app. You can also go to play.google.com.

Search or browse for the Whistle Blowers app.

Select the icon. Tap Install.

Follow the on screen instructions to complete the transaction and get the content.

Download the App now, whether you want to make a report immediately or in case you would like to in the future.

Start using the Whistle Blowers App



Remember! This App is only for reporting unethical activity in a company, business or organisation that subscribes to the Whistle Blowers ethics Hotline.



Once the app has successfully installed on your device, tap the icon and you will be directed to the Whistle Blowers reporting app home screen.

Now just tap the whistle to continue.

Do not worry – no information you enter will be received by us until you have completed a report and decided to submit it!

The app instructions are available in six languages

A screenshot of the 'SELECT YOUR LANGUAGE' screen in the Whistle Blowers app. The screen is white with a blue header bar. At the top left of the header is a blue circle with a white back arrow. To its right is a blue circle with the white number '01'. Below the header, the text 'SELECT YOUR LANGUAGE' is centered. A list of six languages is shown, each with a radio button to its right: English (selected), Afrikaans, Arabic, French, isiZulu, and Portuguese. At the bottom of the screen is a blue button with the white text 'PROCEED TO NEXT STEP >'.

Language	Selected
English	Yes
Afrikaans	No
Arabic	No
French	No
isiZulu	No
Portuguese	No

You will be able to set the app instructions to any one of six languages.

but you can submit your content in any one of the 16 languages we speak at Whistle Blowers.

For a full list of our languages visit our website www.whistleblowing.co.za

Which organisation are you making a report about?



At Whistle Blowers we provide an ethics hotline service to a large number of businesses.


Please give us the name of the organisation where the unethical activity is taking place, and if you have it please insert its' dedicated hotline phone number to help us identify it correctly.

A screenshot of a mobile application interface for reporting unethical activity. At the top, a dark blue circle contains the number "02". Below it is a back arrow icon. The title "ORGANISATION DETAILS" is centered. A disclaimer states: "This app is only for reporting unethical activity in a company/business/organisation that subscribes to the Whistle Blowers ethics hotline." There are two input fields: "Organisation Name" with the placeholder text "Example" and "Unique hotline number *" with the placeholder text "0800000000". Both fields have a close (X) button on the right. A footnote explains: "* The dedicated toll-free / other contact number for reporting unethical activity in this organisation / company to Whistle Blowers." At the bottom is a dark blue button with the text "PROCEED TO NEXT STEP >".

This helps us ensure that the report is directed to the correct organisation

Help us understand where in the organisation the problem is occurring

03



ORGANISATION DETAILS

Where in the organisation is the activity you want to report taking place?

Country

South Africa >

Location / Area

Cape Town

×

Division / Branch / Site

Head Office

×

Department

IT

×

PROCEED TO NEXT STEP >

The organisation might have different divisions, branches and sites, and these can be in different areas, towns and even countries.

Please be as specific as possible so that we can be accurate in reporting location, as this is essential for a report to be investigated successfully.



Some clients can even have multiple branches in the same road in a single city!

Start your description of the matter




Most of your time making a report will involve describing the suspected or actual unethical activity.

Start by explaining the situation in as much detail as possible. There is no limit to the amount of text you can insert on this screen.

But no need to fear! On the next screens we will ask you specific questions that will help you be confident that your report is complete.

04



DESCRIBE THE MATTER

Please describe the unethical activity you wish to report **in as much detail as possible** (What, When, Who, How).

The more information you provide the easier it is for an investigation to be successful. There is no limit on the amount of text you can enter.

I would like to report...

PROCEED TO NEXT STEP >

Here are the additional screens that will help you submit a complete report



05

ADDITIONAL INFORMATION

If this was a specific event:
When did it take place?

Date

03/12/2020

Time

2:10 PM

If a recurring activity:
When does the activity usually take place?

Early morning, before...

PROCEED TO NEXT STEP >

If you are able to
tell us:

When does or did
the problem
occur?

Who are the
people involved?

Who are the
people affected?

Who else knows
about the
matter?

06

If people involved work for another company
please provide its name.

Identity of people / parties causing the problem
(perpetrators)

Identity of people / parties suffering from the
problem (victims)

Identity of people who know about the matter
(other witnesses)

PROCEED TO NEXT STEP >

Can you submit evidence to assist the investigation?

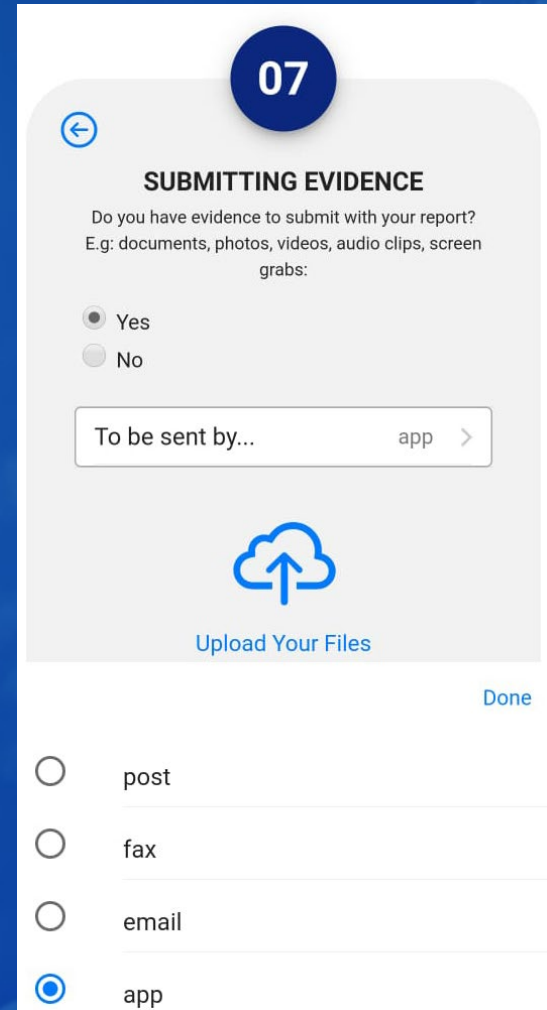
WHISTLE
BLOWERS



You can immediately upload any supporting images, documents, videos, audio clips or screenshots, or send these to us by email, post or fax.

Make sure you agree that the App can access your images, audio and videos and that the evidence has been uploaded to your device.

In the section ‘To be sent by...’ select **App**. Press **Upload your Files** to be taken directly to your gallery or folders.

A screenshot of a mobile app interface titled 'SUBMITTING EVIDENCE'. At the top, there is a blue circle with the number '07' and a back arrow. The title 'SUBMITTING EVIDENCE' is in bold. Below it, the text asks 'Do you have evidence to submit with your report?' and provides examples: 'E.g: documents, photos, videos, audio clips, screen grabs:'. There are two radio buttons: 'Yes' (selected) and 'No'. Below this is a dropdown menu labeled 'To be sent by...' with 'app' selected and a right arrow. A large blue cloud icon with an upward arrow is centered, with the text 'Upload Your Files' below it. In the bottom right corner, there is a 'Done' button. At the very bottom, there is a list of four options with radio buttons: 'post', 'fax', 'email', and 'app' (which is selected with a blue circle).

Before we continue! Here's how we protect your identity



Reports can be made anonymously or in confidence


Our code name facility and the unique reference number we allocate to anonymous reports makes it possible for you to follow-up on a report made without giving us your name or contact details.

We write reports that are strictly edited to remove information that could reveal your identity and this anonymization process is subject to a stringent quality control system.

Now...back to the App!

Code names and confidential communication information

08



CONFIDENTIAL CONTACT INFO

Required: Please insert a password or code name of your choice*

Example

* Use this to communicate with us anonymously about the matter.

Optional: Your contact details for further communication if required by Whistle Blowers. We will never divulge your identity!

Your Name

Example

Preferred Contact Number

061 000 0000

Email Address

example@gmail.com

Preferred contact method and time

Email 17:00

PROCEED TO NEXT STEP >

Essential! Choose your own code name or password to use to communicate with us anonymously going forward.




This is important so that we know which matter to add follow-up information to or discuss with you if you make contact again

Optional! You may share your contact information in complete confidence and tell us how it will best suit you for us to be in touch.

Your advice for the Investigation of your report

09



ADVICE FOR INVESTIGATION

Tell us how the organisation can successfully investigate this matter.
E.g: where, how and when evidence can be found.
Also use this section to provide any other relevant information.

Your advice and suggestions

PROCEED TO NEXT STEP >

It might be obvious to you but not to those who are responsible for investigating your report. Please help us understand how the matter can be best investigated.

For example: Where, how and when can evidence be found?

You may also use this section to provide any other relevant information. There are no text limitations.

Once complete, you are nearly done!

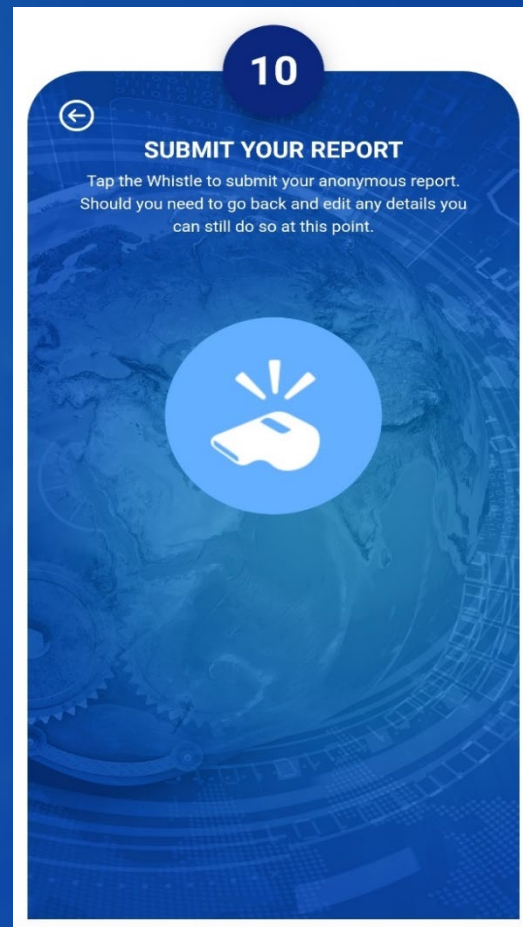
Submit your report



You've come to the end of the reporting screens, but on reflection do you wish to add any further information?

This is your chance to **go back** and edit or add to any information you have already entered.

All done? Just tap the whistle to submit your report – and rest confident that it will be received immediately by a trained information agent at our 24/7 information centre.



You will now receive confirmation of your report submission...

**... and a unique report
reference number for you to
store safely together with
your code name.**

You should use this reference number and your codename or password if you wish to add information or evidence or follow up on your report. You can do this by contacting the organisation's dedicated hotline number either anonymously or in strict confidence.

**YOUR REPORT HAS
BEEN SUBMITTED.**

YOUR REPORT
REFERENCE
NUMBER IS

OR00511032020

Provide this reference number and your codename / password to add information or evidence or to follow-up on your report by contacting the dedicated toll free number. If you did not give us your contact details, please call the dedicated toll free number within 2 weeks as we may have feedback or further questions for you.

**THANK YOU FOR SPEAKING UP
FOR A BRIGHTER FUTURE FOR US ALL**

CLOSE

Thank you



For more information about
Whistle Blowers Pty Ltd or to
learn about the different
ways you can make a report
to Whistle Blowers you can
visit our website at
www.whistleblowing.co.za

Helping you to
speak up for a
brighter future for
us all

Maintaining whistleblower anonymity since our founding in 2000